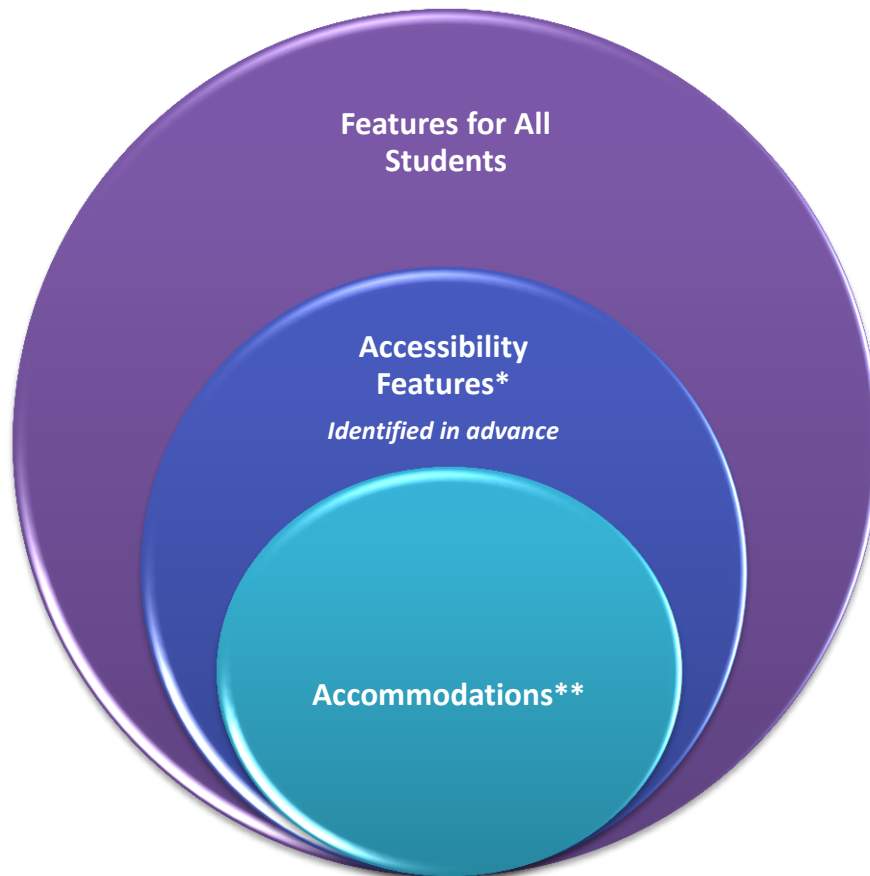


The PARCC Accessibility System








** Available to all participating students*

***For students with disabilities, English learners, and English learners with disabilities*

Accessibility Features for All Students

Table 1 lists the accessibility features that PARCC will make available to **all students**, either through the online platform or externally-delivered by a test administrator or other adult on the Mid-Year, Performance-Based, and End-of-Year Assessments. Students should determine whether they wish to use the feature on an item-by-item basis, based on the features they use during instruction and in daily life. The features in the third column must be identified in advance as part of the student’s PNP when indicated as “Yes.”

Table 1: Accessibility Features for All Students⁸

Support	Description	Identified in Advance by a PNP (During Test Registration Process)
Answer Masking	The student electronically “covers” answer options, as needed.	Yes
Audio Amplification	The student raises or lowers the volume control, as needed, using headphones. Student must be tested in a separate setting if unable to wear headphones.	
Background/Font Color (Color Contrast)	<p>The student changes the onscreen background and/or font color based on need or preference.</p> <p> Black on Cream</p> <p> Black on Light Blue</p> <p> Black on Light Magenta</p> <p> White on Black</p> <p> Light Blue on Dark Blue</p>	Yes
Blank Paper (provided by test administrator)	The student may be provided blank sheet(s) of paper on which to plan or organize item responses.	
Eliminate Answer Choices	The student “crosses out” possible answer choices (for multiple choice items only).	
Flag Items for Review	The student highlights items to review later.	
General Administration Directions Clarified (by test administrator)	The test administrator clarifies general administration instructions only. No part of the test may be clarified, nor may any assistance be provided to the student during testing.	
General Administration Directions Read Aloud and Repeated as Needed (by test administrator)	The student clicks a button to read aloud or repeat instructions. Student must be tested in a separate setting, if unable to wear headphones.	

⁸ Abedi, J. & Ewers, N. (2013). Accommodations for English Language Learners and Students with Disabilities: A Research-Based Decision Algorithm.

Support	Description	Identified in Advance by a PNP (During Test Registration Process)
General Masking	The student creates a custom “mask” to electronically cover portions of test items, including passages, as needed.	Yes
Highlight Tool	The student highlights text as needed to recall and/or emphasize.	
Headphones or Noise Buffers	The student uses headphones or noise buffers to minimize distraction, access embedded text-to-speech, or filter external noise during testing (in addition to required headphone for use on English Language Arts/literacy assessment).	
Line Reader Tool	The students uses onscreen tool to assist in reading by raising and lowering the tool for each line of text onscreen.	
Magnification/Enlargement Device	The student enlarges text and graphics onscreen, up to 400% (while preserving clarity, contrast, and color).	
NotePad	The student writes and edits notes using embedded NotePad application.	
Pop-up Glossary	The student is able to view definitions of pre-selected, construct-irrelevant words by selecting a hyperlink onscreen via a pop-up text box.	
Redirect Student to the Test (by test administrator)	The test administrator redirects the student’s attention to the test without coaching or assisting the student in any way.	
Spell Checker	The student uses spell-check software.	
Text-to-Speech for the Mathematics Assessments	Text is read aloud to the student using embedded text-to-speech software. Student must be tested in a separate setting if unable to wear headphones.	Yes

Support	Description	Identified in Advance by a PNP (During Test Registration Process)
Writing Tools	The student uses writing process tools for written responses, including cut and paste, copy, underline, bold, and insert bullets.	